

Human Fc gamma RIIIA/CD16a (V176) Protein



Cat. No. FCR-HM43A

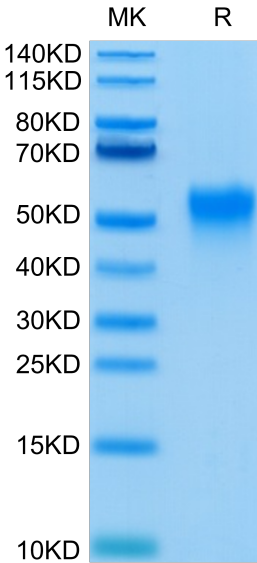
| Description | |
|------------------|---|
| Source | Recombinant Human Fc gamma RIIIA/CD16a (V176) Protein is expressed from HEK293 with His tag and Avi tag at the C-Terminus. It contains Gly17-Gln208(V176). |
| Accession | AAH17865 |
| Molecular Weight | The protein has a predicted MW of 24.7 kDa. Due to glycosylation, the protein migrates to 50-55 kDa based on Bis-Tris PAGE result. |
| Endotoxin | Less than 1 EU per µg by the LAL method. |
| Purity | > 95% as determined by Bis-Tris PAGE > 95% as determined by HPLC |

| Formulation and Storage | |
|-------------------------|---|
| Formulation | Lyophilized from 0.22µm filtered solution in PBS (pH 7.4). Normally 8% trehalose is added as protectant before lyophilization. |
| Reconstitution | Dissolve the lyophilized protein in distilled water. Please refer to the Certificate of Analysis for detailed instructions. |
| Storage | -20 to -80°C for 12 months as supplied from date of receipt. -80°C for 3 months after reconstitution. Recommend to aliquot the protein into smaller quantities for optimal storage. Please minimize freeze-thaw cycles. |

| Background | |
|---|--|
| Human Fc gamma RIIIA/CD16a Protein is a receptor for the Fc region of IgG. Binds complexed or aggregated IgG and also monomeric IgG. Mediates antibody-dependent cellular cytotoxicity (ADCC) and other antibody-dependent responses, such as phagocytosis. | |

Assay Data

Bis-Tris PAGE



Human Fc gamma RIIIA (V176) on Bis-Tris PAGE under reduced condition. The purity is greater than 95%.

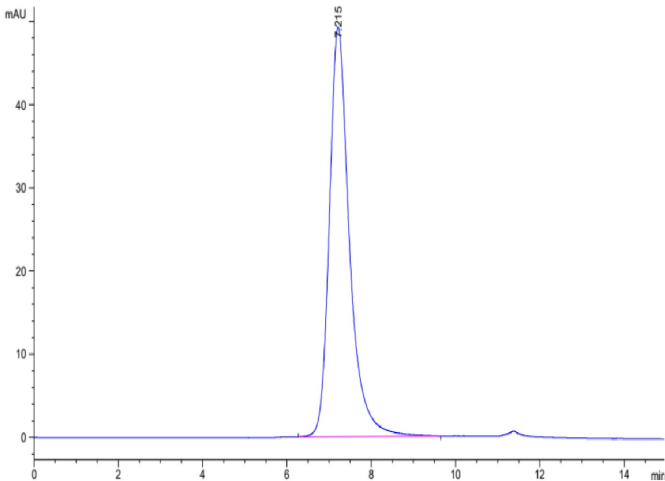
SEC-HPLC

Human Fc gamma RIIIA/CD16a (V176) Protein

Cat. No. FCR-HM43A



Assay Data

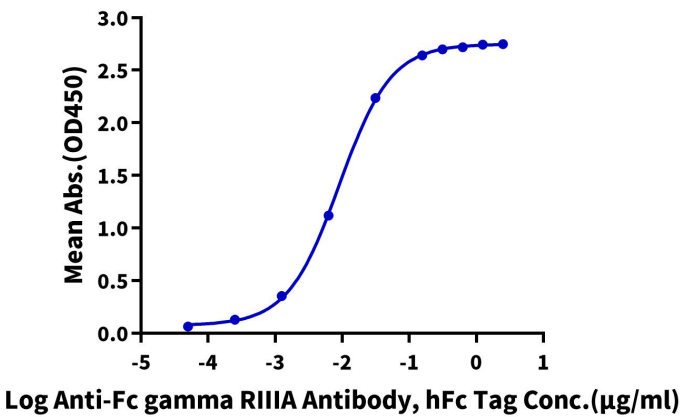


The purity of Fc gamma RIIIA (V176) is greater than 95% as determined by SEC-HPLC.

ELISA Data

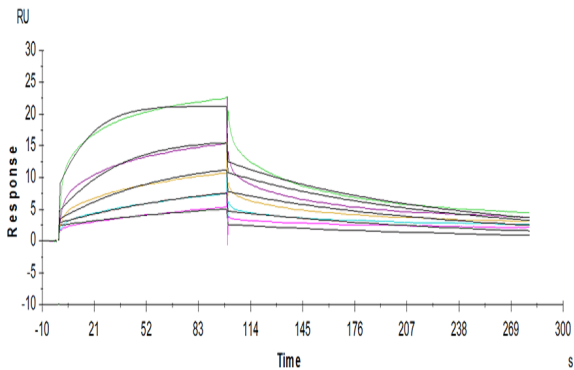
Human Fc gamma RIIIA (V176), His Tag ELISA

0.2µg Human Fc gamma RIIIA (V176), His Tag Per Well



Immobilized Human Fc gamma RIIIA (V176), His Tag at 2µg/ml (100µl/Well) on the plate. Dose response curve for Anti-Fc gamma RIIIA Antibody, hFc Tag with the EC50 of 9.1ng/ml determined by ELISA (QC test).

SPR Data



Human Fc gamma RIIIA (V176) , His Tag captured on CM5 Chip via Anti-His Antibody can bind Herceptin, hFc Tag with an affinity constant of 67.3nM as determined in SPR assay (Biacore T200).